


# 2024/2025 Reception Transition Talk




# Getting to know each other

We want you and your child to feel like you are part of our Parkroyal Family right from the beginning. In order to do this we want you to get to know us and we want to get to know your child. We have now visited all the nurseries and most children have had the opportunity to meet us and play with us in their familiar setting.

Please look in your New Starters Information Pack and make sure you read the 'Meet Mrs Zeal' and 'Meet Mrs Pilkington' pages with your child. We also ask that you fill out the 'Finding out all about Me' page, which was also in your New Starters Information Pack, and hand it in when they start in September.

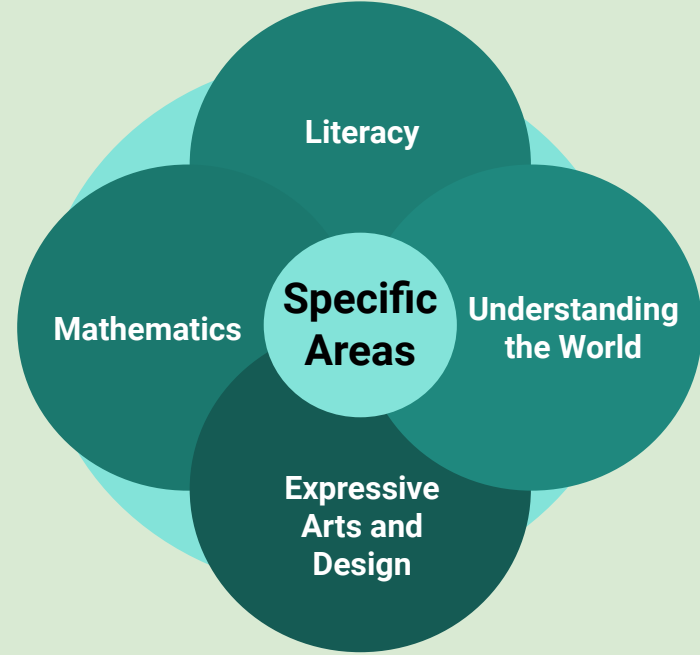
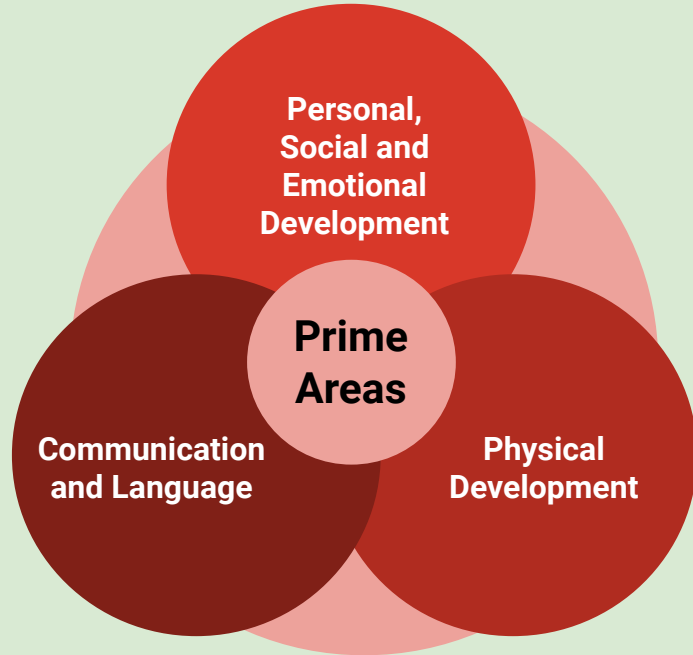


 **Finding Out All About Me**

These people are special to me:	I feel happy when:	I sometimes get upset when:
<div>These are some of the amazing things I can do:</div>	<div>This is me:</div>	<div>These are some of my favourite things:</div>
<div>I like to play:</div>	<div>My name is:</div>	
When I get upset, this helps me:	Sometimes I find these things tricky:	I would also like you to know:



# EYFS 7 Areas of Learning



# Characteristics of Effective Learning

## **Playing and Exploring – Engagement**

- Finding out and exploring
- Playing with what they know
- Being willing to 'have a go'

## **Active Learning – Motivation**

- Being involved and concentrating
- Keeping trying
- Enjoying achieving what they set out to do

## **Creating and Thinking Critically – Thinking**

- Having their own ideas
- Making links
- Choosing ways to do things



# Learning through Play



“

Play is often talked about as if it were a relief from serious learning. But for children play is serious learning. Play is really the work of childhood. Children learn as they play. Most importantly in play children learn how to learn.

”



“

Young children need to learn how to use their bodies. They need to find out how strong they are, how fast they can run, how loud they can shout, and how high they feel safe to climb. They test themselves as part of growing up and become good at working out what their bodies can and can't do.

”



# Importance of reading


At Parkroyal, we give all children the opportunity to enter the magical world that books open up for them. We want to instill a love of reading in all of our children and we promote reading for pleasure as part of our reading curriculum. We also expect you to prioritise reading for pleasure at home. Here are some of the ways we promote a love of reading at Parkroyal:

- Daily class stories
- Reading Areas in each classroom
  - Staff Mystery Reader
- Reading for Pleasure books going home weekly
  - Class Reading for Pleasure Scrapbook
    - Five by Five



*"Children are made readers  
in the laps  
of their parents."*  
Emile Buchwald





# Phonics



Phonics is:

making connections between the sounds  
of our spoken words and the letters that  
are used to write them down.



bag

Phase 2 Sound Mat

s	a	t	p	i	n	m	d
g	o	c	k	ck	e	u	r
h	b	f	l	j	v	w	x
y	z	qu	th	sh	ch	ng	nk

Phase 3 Sound Mat

ai	ee	igh	oa	oo	oo	ar	or
ur	ow	oi	ear	air	er		

Tricky words

is I the put pull full as  
and has his her go no to  
into she push he of we me be

Tricky words

was you they my by all  
are sure pure

Scan me!



[www.littlewandlelettersandsounds.org.uk/resources/for-parents/](http://www.littlewandlelettersandsounds.org.uk/resources/for-parents/)

# Maths - Mastering Number

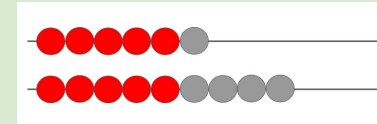


We focus on Mastering number. This means developing a secure, deep and lasting understanding of mathematical procedures and concepts.

We need the children to master the basics so that they are able to build upon their understanding and move on to more advanced material.

There are 6 areas of early Number Mastery that we focus on:

- Cardinality and counting (quantity)
- Comparison (value)
- Composition (how numbers are made)
- Pattern (relationships)
- Shape and Space (spacial awareness)
- Measures (length, weight, volume)



# Making maths Fun

- Singing number songs
- Using puppets, e.g. counting cat
- Using props, e.g. instruments, toys
- Making & correcting mistakes
- Exploring resources
- Embedding with play
- Numberblocks






# Independence in Self Care

Before they start school we expect the children to be independent with:

- Toileting and toilet hygiene
- Pulling underwear up before coming out of the cubicle
- Blowing and wiping their nose
- Washing hands
- Getting dressed and undressed
- Asking an adult when they need help
- Looking after their own belongings
- Trying foods
- Putting their rubbish in the bin




# Tapestry - Parental Engagement

Once your child has started with us we will ask you to join us on Tapestry.


You will receive an email from us with information on how to activate and access your child's account.

We use Tapestry to share with you the children's learning. You can also share their home learning with us!



# Essential parent actions!

Before your child starts school please ensure you have:



- Labelled all their clothing  
(including jumpers, trousers, dresses, coats, shoes, hats, PE kit, etc).
- Got them a **book bag**  
(named with a keyring or ribbon to help them identify which is theirs).
- Got them a **water bottle**  
(named and child familiar with what it looks like).
- Looked at the **Reception Transition Booklet** with your child and talked about what to expect when they start school.



Questions that  
you have  
asked:

# What are the arrangements for Reception starting school in September?

You should have received an email to let you know your child's school schedule for the first two weeks of September. This email will have told you your child's start time and pick-up time each day and whether they are in for lunch. If you have not received this email, please let us know ASAP!

At the beginning of the academic year we invite our Reception pupils to attend shorter sessions for the first couple of weeks. This allows your child to familiarise themselves with their new setting and enables the Reception staff to really get to know your child before all pupils attend full time. This will also enable us to group the children appropriately and allocate them a class that best meets their needs.

# What does my child need to be able to do before they start school in September?

In our New Starters Information Booklet there is a page all about what your child should be able to do before they start Reception at Parkroyal.

We need them to be independent in self-care which includes going to the toilet themselves and getting undressed and dressed.

We want them to be able to share with their peers and play nicely with each other.

We would like them to be able to have a back and forth conversation with an adult, and be happy to go to an adult for help.

We want them to be able to listen to a story and enjoy looking at books.

There is no expectation for them to be able to read or write before starting school.







-  Use the toilet independently and wash their hands
-  Wipe and blow their own nose
-  Get themselves dressed and undressed (including turning their clothes the right way round again!)
-  Take their coat off and on
-  Share toys and take turns
-  Listen to a story
-  Be willing to try new things
-  Follow a simple instruction
-  Do some things on their own without adult help
-  Ask for help when they need it
-  Respond appropriately to adults

# Can you recommend any books for children to read before starting school?

There are lots of books available about starting school, and it would be a benefit to your child to read any of these stories to help them gain a vague idea of what to expect. However no one book is specifically written for your child's setting so there will be some differences. The best thing to do is thoroughly read our New Starters Information pack and our Reception Transition booklet then talk to your child about our school.

The library are offering some ['let's get ready for school'](#) bookbags, which are a free resource that you can borrow to help your child with their transition to school.

We recommend that you read a good selection of age appropriate books with your child before they start school. It is suggested that you read at least one story to your child every day. You can borrow a range of books from Macclesfield Library. Here are some familiar stories that are appropriate for Reception children:



# What are the times of School?

## Please can you give us an outline of a typical day?

In our New Starters Information Booklet there is a page all about our typical school day.

The gate to Reception opens at 8:35 and closes at 8:45. We expect all children to be in before 8:45. The Reception gate will open for pick-up at 3pm.

The typical day in Autumn term will be very different to a typical day in the Summer term. At the beginning of the year there will be a lot of time for play based learning and our focus will be on the prime areas. As the year progresses the children will have a greater number of carpet sessions and do more focus activities. They will also start reading groups and intervention groups.

More information regarding school timings can be found on the '[Our School day](#)' page under the 'Parents' tab on the school website.

8:35am - Doors open

8:45am - Registration

9:00 - Phonics

9:30 - Snack time

9:45 - Indoor and Outdoor Provision

10:45 - Circle time, story and songs

11:30 - Lunch time

12:30 - Registration

12:45 Maths

13:15 - Indoor and Outdoor Provision with snack

14:30 - Story, songs and share news

15:00 - Home time



# What are the Lunch time arrangements for Reception?

Thank you to those parents who came in to enjoy a school lunch with their child. This gave you the opportunity to see how lunch times are facilitated.

The lunch menu is available on the [school website](#). It is suggested that you talk to your child about what they might choose before school each day.

When your child comes into school the lunch choices will be displayed on the screen. They then choose which lunch they want that day by placing the colour tab under their name. The teacher will input their choice into our system when they take the register.

Please make sure you let the office staff know of any dietary requirements. For example if your child cannot eat certain foods for religious reasons, you need to write that explicitly on the form.






# How do you support and challenge children who are already familiar and confident with the Reception material?



In the EYFS we focus on a holistic approach to learning, prioritising developing the child in all seven areas of development matters as well as helping them develop the characteristics of effective learning.



All members of the Reception team will spend the first few weeks of the academic year becoming familiar with your child; developing an understanding of their personality as well as their strengths and areas for development.



We personalise learning to meet the children's needs. Teachers and Teaching Assistants work collaboratively to plan learning experiences to accommodate and challenge all children at their own level.



# My child has some specific needs and requirements - how will you support them?

The Early Years Foundation Stage (EYFS) is all about nurturing the whole child and supporting children in their learning no matter what stage they are at.

We understand that all children are different and ensure we foster a positive home-school relationship in order to really get to know your child and their needs.

We have an outstanding Special Educational Needs Coordinator (SENCo) who works with us to ensure all children's additional needs are met.

Please make sure you talk to the EYFS Lead about any specific requirements and we will ensure we support your child appropriately.



**Miss Waller**  
**SENCo**



# When will we hear regarding school uniform e.g. prices and where to buy? Which items of uniform require the school logo?



All information regarding school uniforms can be found on the '[Uniform Information](#)' page under the 'Parents' tab on the school website.

No items of uniform *require* the school logo - this is optional.

We hold a stock of preloved school uniforms in school - more information available from the school office.

Additionally, the *Friends of Parkroyal* (PTA) have opened an online shop for preloved school uniforms accessed via the '[Unifomerly](#)' website, which also help us recycle and raise funds for school.



# Are after school clubs free?

Funfactor is our wrap around care facility, offering breakfast and after school club for pupils attending Parkroyal from 7.30am until 6:00pm Monday to Friday.

Holiday club is also available from 8.30am until 5.30pm Monday to Friday during some of the school holidays. (The opening dates are updated in our Welcome pack each academic year. INSET days are closed due to staff training).

The club is staffed by members of the Parkroyal school team and operates from the lower school hall.

Information regarding booking, prices and terms and conditions can be found under the Fun Factor tab on the [school website](#).

Members of staff run different afterschool clubs at different times throughout the year. E.g. gymnastics club, drawing club.  
There is no charge for these.



## We are unable to attend one (or more) of the Reception transition events - can they be rescheduled?


We have offered a range of different events on various days to try to ensure that families can attend as many of these as possible.

We understand that many families will have pre-arranged commitments but we are unable to move the events or change the format to accommodate specific requests.

If you have any questions relating to the events you have missed please talk to Mrs Zeal or Mrs Pilkington at your earliest opportunity.

# Essential parent actions!

Before your child starts school please ensure you have:



- Labelled all their clothing  
(including jumpers, trousers, dresses, coats, shoes, hats, PE kit, etc).
- Got them a **book bag**  
(named with a keyring or ribbon to help them identify which is theirs).
- Got them a **water bottle**  
(named and child familiar with what it looks like).
- Looked at the **Reception Transition Booklet** with your child and talked about what to expect when they start school.